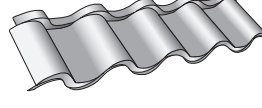
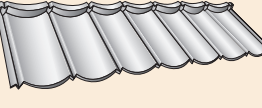


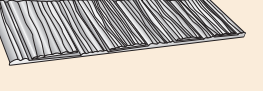







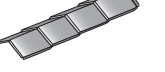







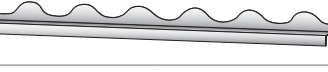




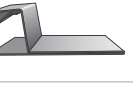
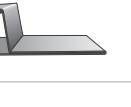
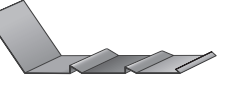




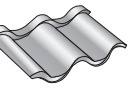



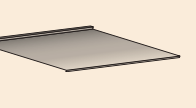

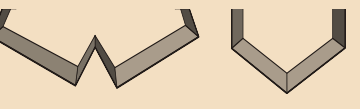
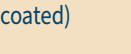


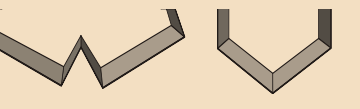






DESCRIPTION	STONE COATED	VILLA TILE (Direct to Deck) Hidden Fasteners	(Battens Only) TILE	SHINGLE XD® (Direct to Deck) Hidden Fasteners	roofglory SHAKE XD® (Direct to Deck) Hidden Fasteners	SHAKE (Battens Only)	
PANEL	✓	Panel Size: 17" x 44-1/4" Exposure: 14-1/2" x 39-1/2" 25.2 panels / square 6.01 lbs / panel 350 panels / 2,104 lbs / pallet Minimum Pitch: 3:12 	Panel Size: 16-1/2" x 52" Exposure: 14-1/2" x 50" 20 panels / square 6.06 lbs / panel 350 panels / 2,121 lbs / pallet Minimum Pitch: 3:12 	280 panels / 1,719 lbs / pallet Minimum Pitch: 4:12 Panel Size: 14-1/8" x 52-3/8" Exposure: 12-1/4" x 49-1/2" 23.8 panels / square 5.73 lbs / panel 	Exposure: 12-3/8" x 49-7/8" 23.4 panels / square 5.86 lbs / panel 280 panels / 1,719 lbs / pallet Minimum Pitch: 3:12 	300 panels / 1,665 lbs / pallet Minimum Pitch: 3:12 Panel Size: 14-5/8" x 53" Exposure: 12-5/8" x 51" 22.4 panels / square 	
PANEL VENT 1 PANEL VENT / BOX	✓	Panel Size: 17" x 44-1/4" - 13.80 lbs Exposure: 14-1/2" x 39-1/2" Net Free Area: 96 sq. in. 	Panel Size: 16-1/2" x 52" - 12.35 lbs Exposure: 14-1/2" x 50" Net Free Area: 106 sq. in. 	Panel Size: 14-1/8" x 52-3/8" - 12.05 lbs Exposure: 12-1/4" x 49-1/2" Net Free Area: 106 sq. in. 	Panel Size: 14-1/8" x 52-1/8" - 12.70 lbs Exposure: 12-3/8" x 49-7/8" Net Free Area: 106 sq. in. 	Panel Size: 14-5/8" x 53" - 12.80 lbs Exposure: 12-5/8" x 51" Net Free Area: 106 sq. in. 	
HIP & RIDGE	✓	Tile Hip & Ridge 14-1/2" Exposure 1.1 lbs / piece 900 / 990 lbs / pallet 	Tile Hip & Ridge 14-1/2" Exposure 1.1 lbs / piece 900 / 990 lbs / pallet 	Shingle Hip & Ridge 25-3/4" Exposure 1.08 lbs / piece 460 / 497 lbs / pallet 	Shake Hip & Ridge 12-5/8" Exposure .85 lb / piece 900 / 765 lbs / pallet 	Shake Hip & Ridge 12-5/8" Exposure .85 lbs / piece 900 / 765 lbs / pallet 	
END CAP	✓	Tile End Cap .2 lbs / piece 50 / 10 lbs / bundle 	Tile End Cap .2 lbs / piece 50 / 10 lbs / bundle 	n/a	Shake End Cap .2 lbs / piece 50 / 10 lbs / bundle 	Shake End Cap .2 lbs / piece 50 / 10 lbs / bundle 	
HIP	✓	Use Villa Channel along both sides of hip Finish with Tile Hip & Ridge	Tile Hip & Ridge	Use XD® Channel along both sides of hip Finish with Shingle Hip & Ridge	Use XD® Channel along both sides of hip Finish with Shake Hip & Ridge	Shake Hip & Ridge	
RIDGE	✓	Villa Bird Stop - Ridge 5' Length (both sides of ridge, 5' on each side) 300 / pallet / 579 lbs / pallet 					
EAVE FASCIA DETAIL OR STARTER	✓ all except Starter Pieces	Roofglory SMKE XD Ridge Vent 5' Length 1.99 lbs / piece Villa Bird Stop - Eave 597 lbs / pallet 	3.5" or 5" Fascia Metal (Eave) Flashing 6'6" length 3.5" - 3.5 lbs / piece 300 pcs / 657lbs / pallet 5" - 3.11 lbs / piece 300 pcs / 933 lbs / pallet 	Starter Clip w/ Drip Edge 6'6" length 2.58 lbs / piece 120 pcs / 310 lbs / 1/2 pallet 240 pcs / 620 lbs / pallet 	Starter Clip w/ Drip Edge 6'6" length 2.58 lbs / piece 120 pcs / 310 lbs / 1/2 pallet 240 pcs / 620 lbs / pallet 	3.5" or 5" Fascia Metal (Eave) Flashing 6'6" length 3.5" - 3.5 lbs / piece 300 pcs / 657lbs / pallet 5" - 3.11 lbs / piece 300 pcs / 933 lbs / pallet 	
SHORT COURSE		Use batten	Use batten	Short Course Clip 6'6" length 2.04 lbs / piece 	Short Course Clip 6'6" length 2.04 lbs / piece 	Use batten	
ROOF-TO-WALL	✓ Side Flashing Only	Villa Channel 6'6" length 3.55 lbs / piece 150 pcs / 533 lbs / pallet 	Side Flashing 6'6" length 2.27 lbs / piece 150 pcs / pallet 340 lbs / pallet 	XD® Channel 6'6" length 3.55 lbs / piece 150 pcs / pallet 533 lbs / pallet (Side Flashing available) 	XD® Channel 6'6" length 3.55 lbs / piece 150 pcs / pallet 533 lbs / pallet (Side Flashing available) 	Side Flashing 6'6" length 2.27 lbs / piece 150 pcs / pallet 340 lbs / pallet 	
ROOF PENETRATIONS (PIPE OR VENTS)		Villa Underpan 1.9 lbs / piece 25 / bdl, 2 bdl / pallet 95 lbs / pallet  18-1/4" x 22"	Tile Underpan 1.95 lbs / piece 25 / bdl, 2 bdl / pallet 98 lbs / pallet  16-1/2" x 24"	Shingle/XD® Underpan 3.3 lbs / piece 25 / bdl, 2 bdl / pallet 165 lbs / pallet  24-3/4" x 30"	Shingle/XD® Underpan 3.3 lbs / piece 25 / bdl, 2 bdl / pallet 165 lbs / pallet  24-3/4" x 30"	Shake Underpan 1.8 lbs / piece 25 / bdl, 2 bdl / pallet 90 lbs / pallet  14-5/8" x 24"	
VALLEY	✓ Valley Cap Only	Villa Valley 6'6" Length 8.70 lbs / piece 100 / 870 lbs / pallet 	'W' Valley (brown paint)  'U' Valley (stone coated) 	XD® Valley & Cap 6'6" Length for both 11.15 lbs & 2.46 lbs / piece Valley 40 pcs / pallet / 446 lbs Cap 300 pcs / pallet / 738 lbs 	XD® Valley & Cap 6'6" Length for both 11.15 lbs & 2.46 lbs / piece Valley 40 pcs / pallet / 446 lbs Cap 300 pcs / pallet / 738 lbs 	'W' Valley (brown paint)  'U' Valley (stone coated) 	
RAKE/GABLE	✓ Hip & Ridge Rake/Gable Channel, only visible area	Villa Channel 6'6" length 3.55 lbs / piece 150 pcs / pallet 533 lbs / pallet cover w/ Tile Hip & Ridge 	Use Tile Hip & Ridge	XD® Rake/Gable Channel 6'6" length 3.40 lbs / piece 120 / pallet 408 lbs / pallet 	XD® Rake/Gable Channel 6'6" length 3.40 lbs piece 120 / pallet 408 lbs / pallet 	Use Shake Hip & Ridge	
COLORS	✓	Amalfi Sand, Capri Clay, Pompeii Ash, Rustico Clay, Venetian Gold	Charcoal, Chestnut, Garnet, Granite Grey, Shadowood, Terracotta, Weathered Timber	Classic Cobblestone, Midnight Eclipse, Natural Slate, Old Hickory	Antique Chestnut, Pinnacle Grey	Charcoal, Chestnut, Granite Grey, Shadowood, Weathered Timber	
INSTALLED WEIGHT (APPROXIMATE)		160 lbs / square (100 sq. ft.)	150 lbs / square (100 sq. ft.)	150 lbs / square (100 sq. ft.)	150 lbs / square (100 sq. ft.)	150 lbs / square (100 sq. ft.)	
Additional items available:							
Roofglory Debris Guard - XD Use with Shake XD ad Shingle XD as needed along rakes and valleys (2 Rolls) 1-1/2" W x 3/4" H x 50' L - 3 lbs./36 pkgs / 108 lbs. per pallet		Ridge Vent 2-1/2" W x 1" H x 20' L (2) 20' rolls / 3.31 lbs / pkg 40 pkgs / 133 lbs / pallet	Flat Sheet 16" x 54" (coordinate with panel color) 5.60 lbs / piece - 50 / bundle	Side Flashing 6'6" length (coordinate with panel color) 2.27 lbs / piece - 150 pcs / pallet 341 lbs / pallet	Touch-Up Kit (coordinate with panel color) 5.53 lbs / each bag of stone chip & tube of sealant (touch up pipe/vent penetrations, transitions & panels) 5lb & 50lb bag of stone chip available separately	Fasteners (hidden) Corrosion Resistant Screws #10 Hex (1/4" diameter) x 1-1/2" long 2000 pcs / bag 16.65 lbs / box	Fasteners (exposed) Color Coordinated Screws (coordinate with panel color, see chart at www.decra.com) #10 Hex (1/4" diameter) x 1-1/2" long 500 pcs / bag (4 bags / box) 16.70 lbs / box