














Project Name:

Date:

Description	Profile	Color	Calculations	Total
(A) Tile 20 panels per square 14-1/2" exposure - min pitch 3:12		SelectTileColor	Squares x 20 = Panels (8-12% Waste Factor)	
(A) Shake 22.4 panels per square 12-5/8" exposure - min pitch 3:12		SelectShakeColor	Squares x 22.4 = Panels (8-12% Waste Factor)	
Tile Panel Vent Stone Coated		SelectTileColor		
Shake Panel Vent Stone Coated		SelectShakeColor		
(B) ① Tile Hip & Ridge ② Shake Hip & Ridge	 ① 14-1/2" exposure ② 12-5/8" exposure	SelectTileColor SelectShakeColor	Linear Feet x 12 ÷ Exposure = Pieces Needed As needed for hip, ridge & rake/gable	
Tile End Cap Shake End Cap	  Tile Shake	SelectTileColor SelectShakeColor	As needed for closure at hip, ridge & rake/ gable at eave	
Ridge Vent (2) 20' rolls / package	 (2) 2-1/2" W x 1" H x 20' L		Linear Feet Ridge ÷ 20 (2) = Rolls Needed	
(C) 3.5" Fascia Metal (Eave) Flashing 5" Fascia Metal (Eave) Flashing 6'6" Length		SelectTileColor SelectShakeColor	Linear Feet ÷ 6 = Pieces Needed (Includes 6" Overlap)	
(D) W Valley Metal U Valley Metal Brown Paint Stone Coated 6'6" Length 6'6" Length		"W": Brown Paint "U": Stone Coat	(When estimating allow for 6" overlap)	
(E) Underpan Tile 16-1/2" x 24" Shake 14-5/8" x 24" (Use with Non-Lead Pipe Jacks)	 Tile Shake	n/a	1 per Roof Penetration	
(F) Side Flashing Roof-to-Wall Counter Flashing	 6'6" Length	SelectTileColor SelectShakeColor	Linear Feet ÷ 6 = Pieces Needed (Includes 6" Overlap)	
Flat Sheet 16" x 54"		SelectTileColor SelectShakeColor		
Color Coordinated Corrosion Resistant Screws* #10 Hex (1/4" head) x 1-1/2" long	500 pc / bag 4 bags / box	TileScrewColor ShakeScrewColor	1 Bag Per 4 Squares	
Touch-Up Kit or 5 lb. Bag of Chip Use at penetrations, transitions & panels	Bag of stone chip & cartridge of roof sealant or 5 lb. Bag of Chip	SelectTileColor SelectShakeColor		
2x2 Timber Battens¹ (Non-Treated) (Sourced Locally)	100 Linear Feet per Square on Tile 110 Linear Feet per Square on Shake	n/a		
1x4 Counter Battens¹ (Sourced Locally)	60 Linear Feet per Square (Use when roofing "over" irregular existing materials to level the deck)	n/a		

¹Battens and counterbattens use 16d common nails.

 Colors: (Tile) Charcoal, Chestnut, Garnet, Granite Grey, Woodland Green, Shadowood, Terracotta, Weathered Timber
 (Shake) Charcoal, Chestnut, Granite Grey, Woodland Green, Shadowood, Weathered Timber

(A) Field Panels
(8-12% waste)
DECRA Tile
20 panels per square
DECRA Shake
22.4 panels per square

(B) Hip & Ridge (hip, ridge, rake/gable)
Tile Hip & Ridge (barrels)
14-1/2" exposure
Shake Hip & Ridge
12-5/8" exposure

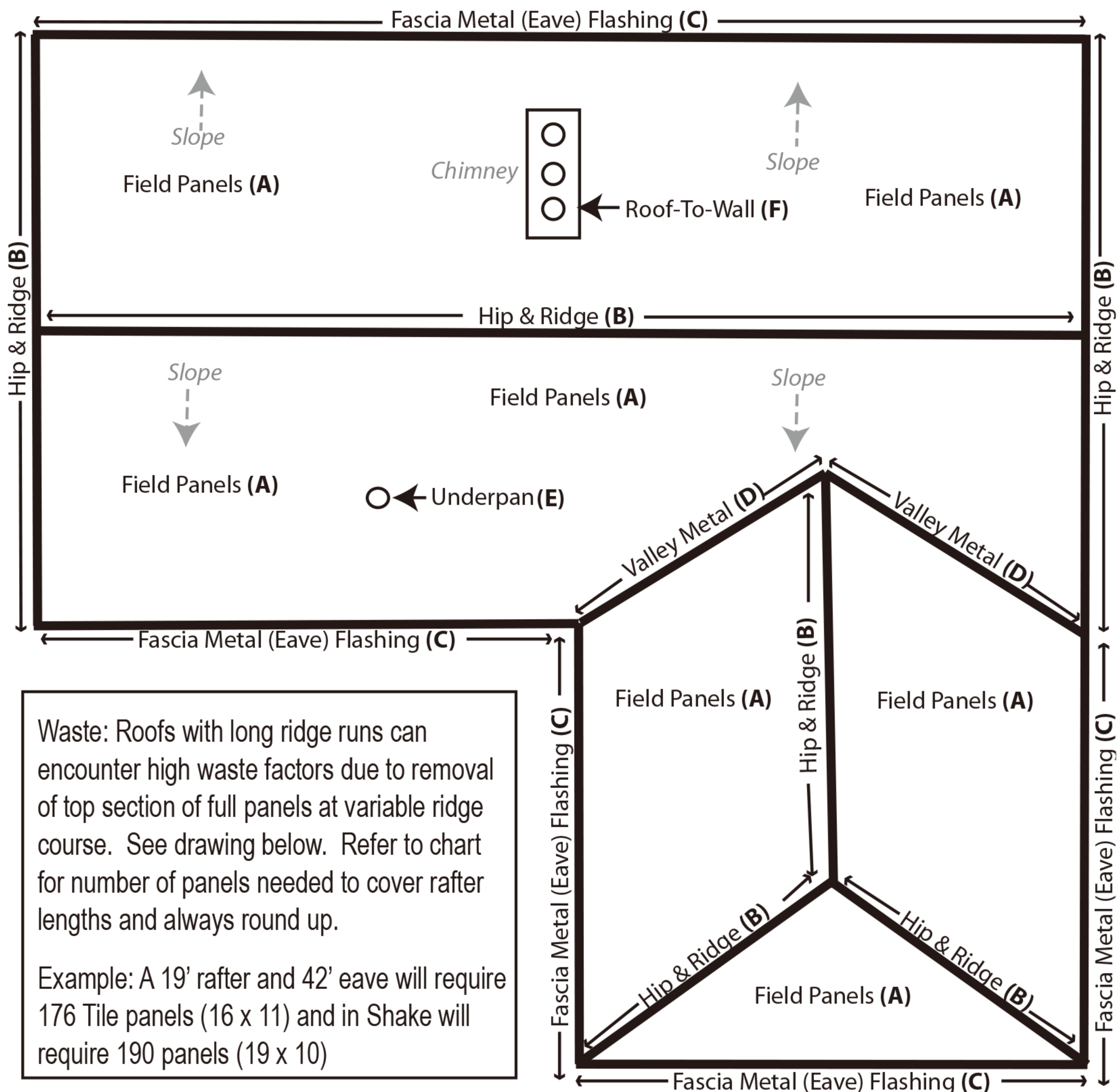
(C) Fascia Metal (Eave) Flashing 3.5"
vertical face (tear-off or new) 5"
vertical face (roof over)

(D) "W" & "U" Valley Metal, 6' 6" lengths



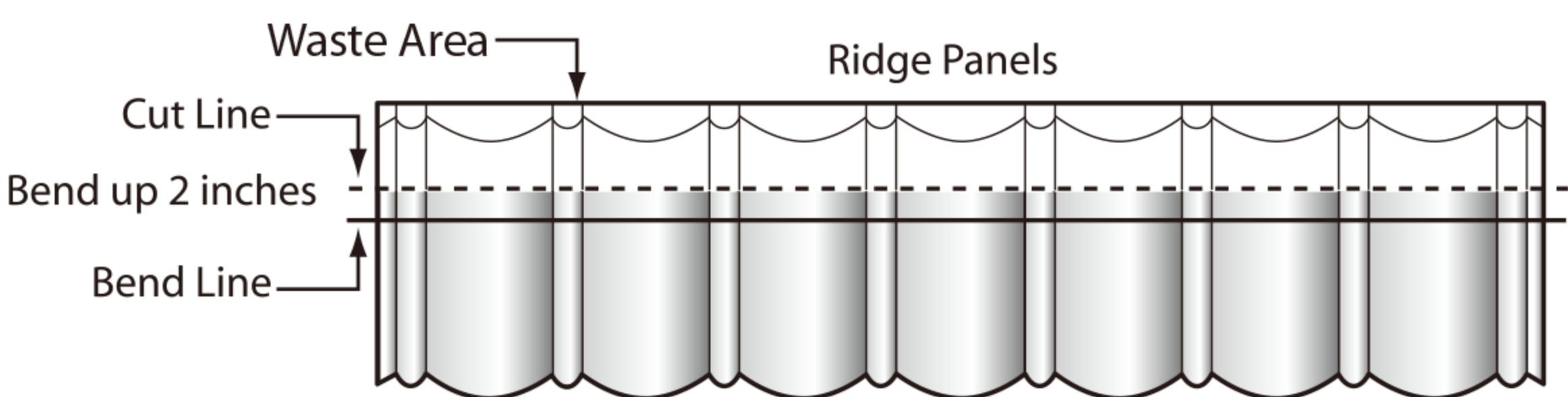
(E) Underpan
Use with non-lead pipe jacks Tile
16-1/2" x 24"
Shake 14-5/8" x 24"

(F) Side Flashing
4" Face, "Z" Bar counter flashing



Waste: Roofs with long ridge runs can encounter high waste factors due to removal of top section of full panels at variable ridge course. See drawing below. Refer to chart for number of panels needed to cover rafter lengths and always round up.

Example: A 19' rafter and 42' eave will require 176 Tile panels (16 x 11) and in Shake will require 190 panels (19 x 10)



- ✓ Tin Snips
- ✓ Tape Measure
- ✓ Nail Gun
- ✓ Circular Saw
- ✓ Screw Gun
- ✓ Roofing Grade Sealant/Adhesive
- ✓ Galvanized Pipe Jacks (No Lead)
- ✓ Touch-Up Kits
- ✓ Batten Fasteners (16d Nails or 3-1/2" Screws)
- ✓ Observe Local Code Requirements

Panels Needed					
Rafter Length	Tile		Shake		Eave Length
	Eave Length	Rafter Length	Rafter Length	Eave Length	
1' 2"	1	4' 2"	12.5"	1	4' 3"
2' 4.5"	2	8' 4"	2' 1"	2	8' 6"
3' 7"	3	12' 6"	3' 1.75"	3	12' 9"
4' 9.5"	4	16' 8"	4' 2.25"	4	17'
6'	5	20' 10"	5' 3"	5	21' 3"
7' 2.5"	6	25'	6' 3.5"	6	25' 6"
8' 5"	7	29' 2"	7' 4"	7	29' 9"
9' 7.5"	8	33' 4"	8' 4.75"	8	34'
10' 10"	9	37' 6"	9' 5.5"	9	38' 3"
12'	10	41' 8"	10' 6"	10	42' 6"
13' 3"	11	45' 10"	11' 6"	11	46' 9"
14' 5.5"	12	50'	12' 7.25"	12	51'
15' 8"	13	54' 2"	13' 8"	13	55' 3"
16' 10.5"	14	58' 4"	14' 8.5"	14	59' 6"
18'	15	62' 6"	15' 9"	15	63' 9"
19' 3.5"	16	66' 8"	16' 9.75"	16	68'
20' 6"	17	70' 10"	17' 10.5"	17	72' 3"
21' 8.5"	18	75'	18' 11"	18	76' 6"
22' 11"	19	79' 2"	19' 11.75"	19	80' 9"
24' 1.5"	20	83' 4"	21'	20	85'

Use as guide only

Cutter	Bender	Batten Spacers
Tile & Shake	Tile & Shake	14-1/2" or 12-5/8"
Weight 75 lbs	Weight 150 lbs	3 lbs/each